

Taking a quiz

Some of our courses have quizzes – sometimes multiple choice and sometimes short essay questions. Your instructor will tell you whether you can use a Bible, books and/or notes. The icon for a quiz looks like a sheet of paper with a big check mark on it. If we click on the title of the quiz, here's what we'll see:

Open-book Quiz 1

On each question, if you get a wrong answer the first time, you may try again for partial credit. To do this, you must click "check" after each question (rather than wait until you get to the bottom of the page and clicking "next" or "submit all"). You can then select a different answer for partial credit.

There will be five questions for each week: 2 from the lectures, 2 from Capes, Reeves & Richards, and 1 from Bird.

You may take the quiz twice, and the grades will be averaged. The time limit is two hours, but you probably won't need that much.

This quiz is only 1.7 percent of the final grade. "Take no anxious thought for the quiz - just read the assigned textbooks and everything will be OK."








Attempts allowed: 2
Time limit: 2 hours
Grading method: Average grade

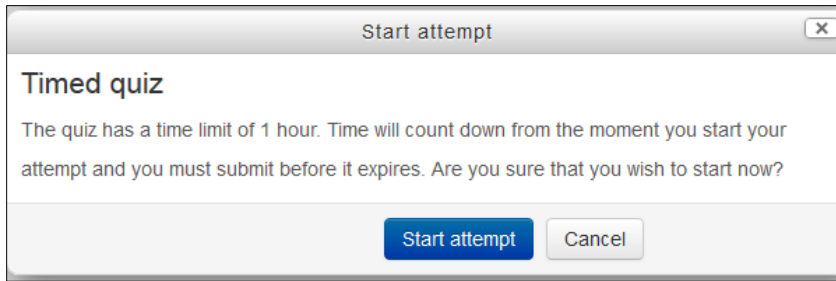
Attempt quiz now

This introductory page gives instructions about the quiz, and some of the parameters involved, such as how much time you are allowed to take, whether you can take the quiz over again, and if so, how the grade is calculated. You can view this page ahead of time, without actually starting the quiz.

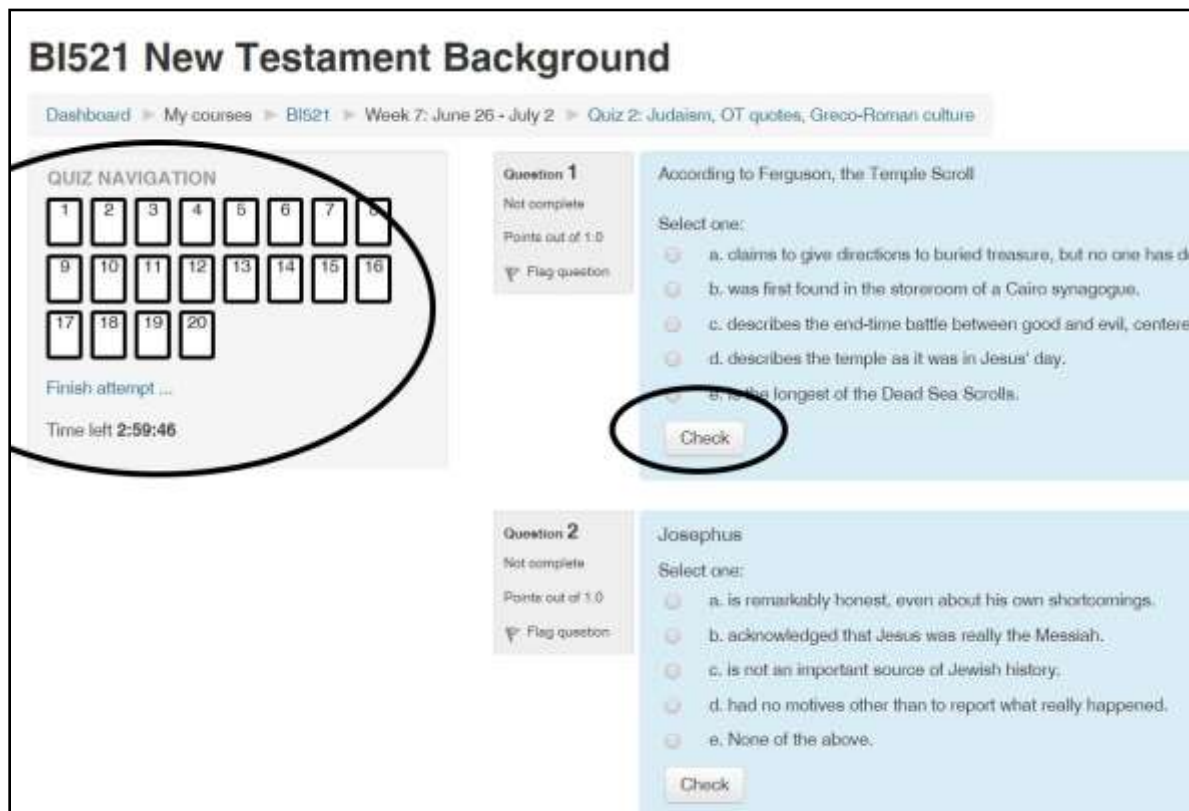
When you click on "Attempt quiz now," you will get a confirmation page to make sure you want to proceed:

June 1 - June 7

-  Lecture 3a: Background of the Thessalonian letters
-  Lecture 3b: Survey of 1 Thessalonians
-  Lecture 3c: Survey of 2 Thessalonians
-  audio of lecture 3 (listen online)
-  audio of lecture 3 (download)
-  Map of Macedonia, Achaia, and western Asia Minor
-  **Open-book Quiz 1**



After you click “Start attempt,” you will see the quiz itself:



In the upper left corner of the quiz is a navigation panel. This shows at a glance how many questions are in the quiz. The black boxes show which questions are on the page you are on. Unless the instructor has disabled this feature, you can jump back and forth to any question by clicking on its number.

The navigation panel also shows you how much time you have left to take the quiz.

On a multiple-choice quiz, click in the small circle to the left of the correct answer. If you are not sure and would like to come back to the question later,

then click on “Flag question.”

To submit each question and to find out how you did, click “Check.” (If “Check” does not appear, your quiz does not allow it.) Depending on how the instructor has set up the quiz, you may be able to try again for partial credit if you selected the wrong answer on the first attempt.

At the end of each page, click “Next.” When you are all done, you’ll see a summary. It will let you know if any questions have been flagged:

QUIZ NAVIGATION

1 2 3 4 5 6
7 8 9 10 11 12
13 14 15
Finish attempt ...
Start a new preview

Open-book Quiz 1

Summary of attempt

| Question | Status | Points |
|----------|-------------------|--------|
| 1 | Correct | 1.0 |
| 2 | Correct | 1.0 |
| 3 | Not complete | |
| 10 | Correct | 1.0 |
| 11 | Incorrect | 0.0 |
| 12 | Partially correct | 0.5 |
| 13 | Correct | 1.0 |
| 14 | Correct | 1.0 |
| 15 | Correct | 1.0 |

Return to attempt

Time left 1:28:36

This attempt must be submitted by Friday, August 28, 2015, 10:44 AM.

Submit all and finish

At the bottom of the page, if you are done, click “Submit all and finish.” You will have to confirm this on a small pop-up window. Then you will see the graded results:

The screenshot displays a quiz interface with the following elements:

- QUIZ NAVIGATION:** A grid of 15 numbered buttons (1-15). Buttons 1-5 are pink, 6-10 are green, and 11-15 are pink. A black circle highlights buttons 1-10.
- Statistics:** A table showing:
 - Started on: Friday, August 28, 2015, 8:44 AM
 - State: Finished
 - Completed on: Friday, August 28, 2015, 9:22 AM
 - Time taken: 37 min 43 sec
 - Points: 11.5/15.0
 - Grade: 76.7 out of 100.0A black circle highlights the Points and Grade values.
- Question 1:** A multiple-choice question with a pink background.
 - Text: "An important rule for studying a passage in Paul's letters is to..."
 - Options:
 - a. begin our study by seeing what our favorite theologian wrote about it.
 - b. become fluent in Greek so we are qualified to have our own opinion.
 - c. see first what Jesus had to say about the topic.
 - d. focus our study on one epistle - the one in which the passage occurs. ✓ Right!
 - e. make sure that our interpretation makes sense in the context of Judaism in the school of Gamaliel.
 - Buttons: "Flag question" and "Edit question".
- Bottom Left:** "Finish review" and "Start a new preview" buttons.

This page tells you how many questions you got right, and your overall score. Pink background designates incorrect answers, and the correct answers are shown (if the instructor allows this) in highlighted rectangles. The website is able to grade multiple choice and true-false answers, but essay questions have to be graded by the instructor. That may take up to a week after the due date.